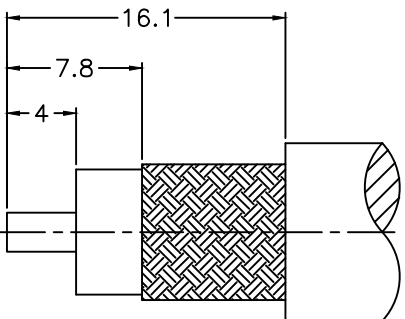


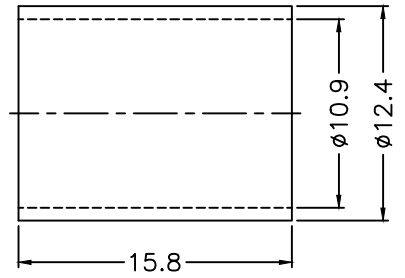
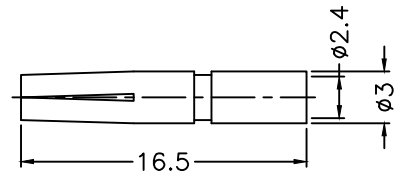
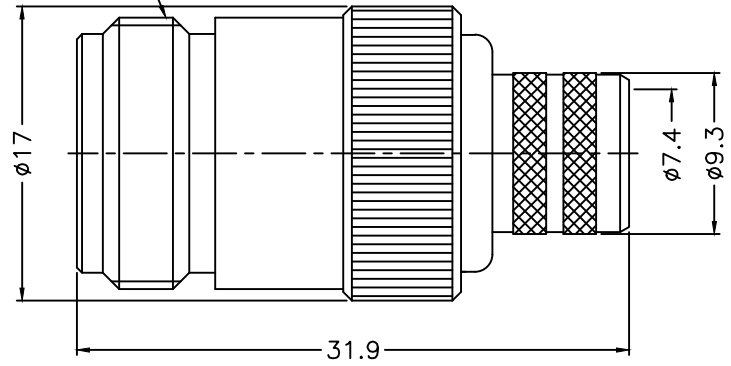
1 2 3 4 5 6 7 8

REVISIONS		
ISS	ZONE	DESCRIPTION\PER REQUEST\DATE



RECOMMENDED
CABLE STRIPPING DIM'S
(建議剝線尺寸)

5/8-24UNEF-2A



- NOTES: FINISH (PLATING THICKNESS IN MICRO-INCHES)
1. BRASS
 2. NICKEL PL. 100 MIN. THICK OVER COPPER PL. 50 MIN. THICK
 3. PHOSPHOR BRONZE
 4. GOLD PL. 3 MIN. THICK OVER NICKEL PL. 50 MIN. THICK OVER COPPER PL. 50 MIN. THICK
 5. TEFLON

1. CRIMPED FERRULE
HEX CRIMP SIZE .429"
2. CONTACT PIN TO SOLDER

DIMENSIONS ARE IN MILLIMETERS					PART NO.		G.L.I.		
UNLESS OTHERWISE SPECIFIED TOLERANCES					APPROVED	DATE			TITLE
5	FERRULE	NOTE 1	NOTE 2	1	FR-109-124-158		04-13-'11	N CRIMP JACK (FOR RG-213/U CABLE)	
4	CONTACT PIN	NOTE 3	NOTE 4	1	5824-6121A1-4 -2.4	CHECKED	04-13-'11	DRAWING NO. 5824-6121A1-A1-50	
3	BARREL	NOTE 1	NOTE 2	1	5824-1000-3-17	DRAWN	04-13-'11	FILE NO. R:\D\G\DWG\5824\6121A1\A1\50	
2	INSULATOR	NOTE 5	NATURAL	1	5824-1000-4A				
1	BODY	NOTE 1	NOTE 2	1	5824-6121A1-1				
NO.	DESCRIPTION	MATERIAL	FINISH	Q'TY	DRAWING NO.	SCALE	2.5/1	ISSUE	A

1 2 3 4 5 6 7 8

F
E
D
C
B
A

F
E
D
C
B
A